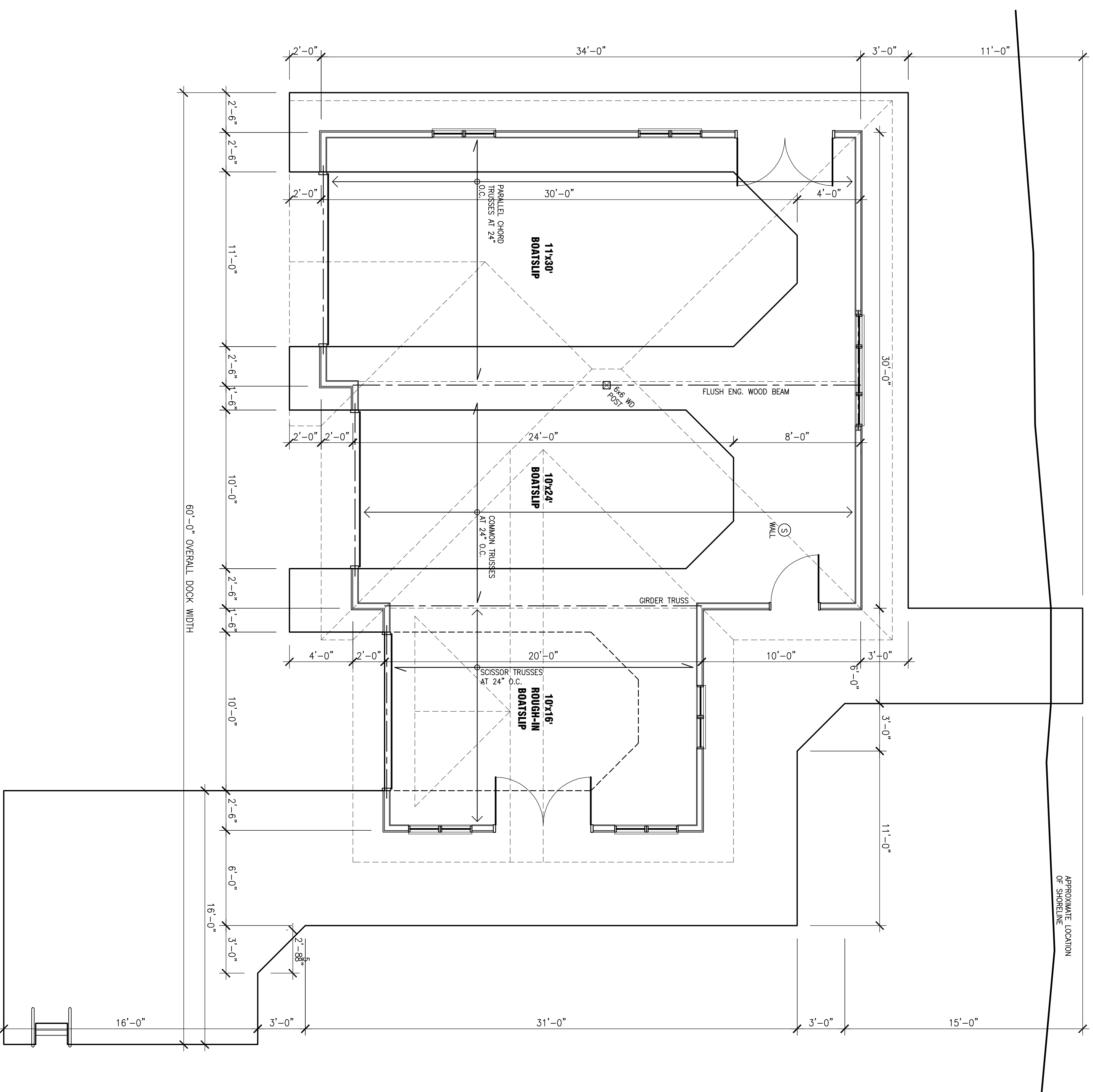



CONSTRUCTION SCHEDULE

- TRUSS ROOF ASSEMBLY:**
 - ASPHALT SHINGLE ROOFING w/ /
 - SELF-ADHESIVE ROBERTS EWE AND VALLEY
 - 1/2" PLYWOOD SHEATHING @ 24" O.C. ON
 - PRE-ENGINEERED TRUSSES @ 24" O.C. ON
 - 1x6 PINE TAG V-JOINT CEILING
- LOWER EXTERIOR WALL ASSEMBLY:**
 - 1x6 WOOD BEVEL SIDING ON
 - 1/2" PLYWOOD SHEATHING ON
 - TYPE 48 BARBER MEMBRANE ON
 - INTERIOR WALL FINISH

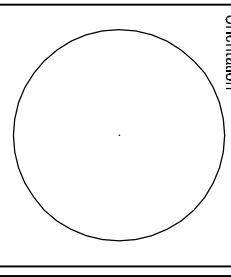


BOATHOUSE PLAN



THESE DRAWINGS AND DESIGN PROPERTY OF LASKOWA LUDER. NO PART OF THESE DRAWINGS OR DESIGN IS TO BE REPRODUCED OR TRANSMITTED IN ANY FORM OR BY ANY MEANS, ELECTRONIC OR MECHANICAL, INCLUDING PHOTOCOPYING, RECORDING, OR BY ANY INFORMATION STORAGE AND RETRIEVAL SYSTEM, WITHOUT THE WRITTEN PERMISSION OF THE ARCHITECT. ANY REVISIONS TO THESE DRAWINGS SHALL BE INDICATED BY A REVISION TABLE AND SHALL BE THE PROPERTY OF THE ARCHITECT.

NO.	REVISION	DATE
1	CLIENT REVIEW	NOV. 07/12



PROJECT
 New BOATHOUSE for
MIKE LESCHUK
 54 Woodrow-Rousseau Road

SCHEMATIC
 FLOOR PLAN
 AND ROOF PLAN

Author	Designer
Mike Leschuk	Timothy van Kesterum
Client	Date
Leschuk/Architectural Group	November 2012
Scale	
1/4" = 1'-0" ON	